

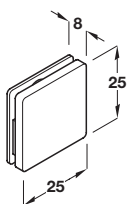
POINT AND RAIL SUSPENSION SYSTEM

Quick and easy installation on different materials and also directly onto masonry. Special tools for processing and installation are not required. Additional point and rail suspensions can be implemented on site without removing the panel, if required.



- > Processing and installation:
- > Pre-drill in the workshop
- > Panels can easily be stacked for transport
- > Attach panel to wall
- > Screw point and rail system into place
- > Hook in display arms, shelf supports and shelves without the use of tools

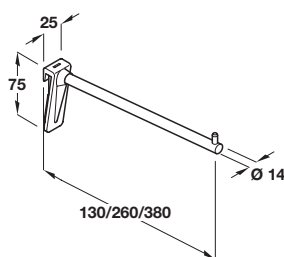
Point suspension



- > For hooking in display arms, shelf supports and shelves
- > For panel thickness from 18 mm
- > Load bearing capacity approx. 15 kg
- > Supplied with:
 - 1x screw-on plate
 - 1x support plate
 - 2x grub screws SW2
 - 1x cover cap
 - 1x fixing material for wooden panel
- > Matt nickel plated steel
- > Order qty: 1 pc

Version	Cat. No.
Installation with chipboard screw	790.96.690

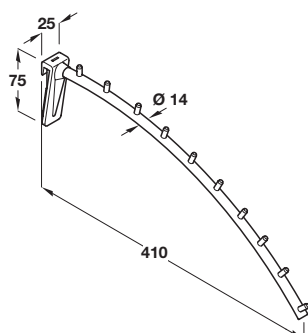
Straight display arm



- > For point and rail suspension
- > For hanging clothes hangers
- > With stop pin
- > With hook-off protection device for support plate, with plastic buffer to prevent dents on the panel
- > Matt nickel plated steel
- > Order qty: 1 pc

Length	Cat. No.
130 mm	790.97.601
260 mm	790.97.602

Curved display arm



- > For point and rail suspension
- > For hanging clothes hangers
- > With 10 stop pins
- > With hook-off protection device for support plate, with plastic buffer to prevent dents on the panel
- > Matt nickel plated steel
- > Order qty: 1 pc

Length	Cat. No.
410 mm	790.97.620