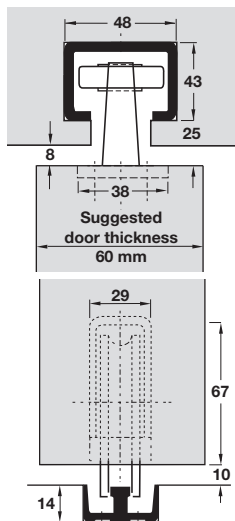


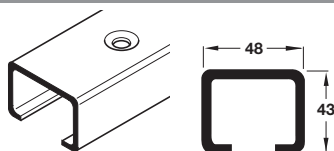
STRAIGHTAWAY 720 BOTTOM ROLLING SYSTEM

For internal or external doors. Ideal for commercial usage. For heavy straight sliding bottom rolling doors and windows, single or multiple runs of track. Ideal for sliding double glazed doors.



- > Straightaway 720
- > Range:
 - Max. door weight **400 kg**
 - Max. door height **3.5 m**
 - Consider wind pressure on external doors
- > Recommended door construction:
 - Door thickness ± 60 mm according to type of construction
 - Bottom rail should be sufficiently deep to house roller casing
- > Fixing:
 - Top guide tracks soffit fixed. Floor tracks may be recessed.
 - Mortise for bottom rollers must fit tight around casing, so that weight of door is carried on top of roller casing above wheel
- > For Series 880 parallel top track brackets, please see page **14**

Top safety guide channel



- > Use universal soffit fixing brackets shown below where door panels are extra large or exposed to severe wind pressure

- > Undrilled
- > Galvanized steel to BS EN 10142
- > Order qty: 1 pc

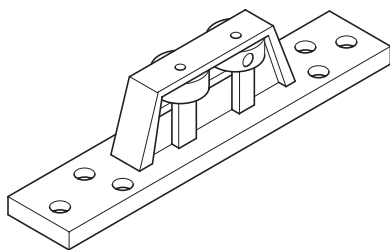
Length

3.0 m

Cat. No.

942.53.830

Top guide



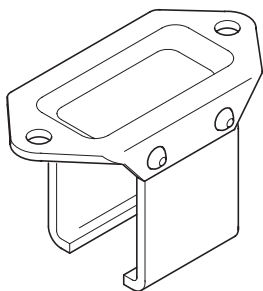
- > Offset twin wheels, rattle proof
- > Plate height x depth x width: 6 x 38 x 241 mm
- > Neoprene wheels with aluminium frame
- > Order qty: 1 pair (1 pair required per panel)

Top guide

Cat. No.

942.53.030

Soffit fixing bracket, open



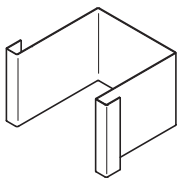
- > For parallel and cross ear applications
- > Height x width: 75 x 67 mm
- > Important: Use universal soffit fixing brackets to suit channel **942.53.830**, where door panels are extra large or exposed to severe wind pressure. These brackets give additional support to the top guide channel
- > Galvanized pressed steel
- > Order qty: 1 pc (500 mm fixing centres)

Soffit fixing bracket, open

Cat. No.

942.53.080

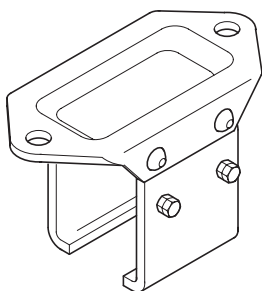
Closed end piece



- > To convert 942.53.080 to closed end bracket, unhandled
- > Height x depth x width: 38 x 59 x 50 mm
- > Galvanized pressed steel
- > Order qty: 1 pair

	Cat. No.
Closed end piece	941.80.082

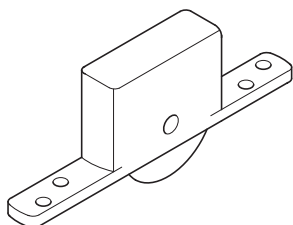
Soffit fixing bracket, lock-joint type



- > To couple separate channel lengths
- > Height x depth: 75 x 67 mm
- > Galvanized pressed steel
- > Order qty: 1 pc

	Cat. No.
Soffit fixing bracket	942.53.082

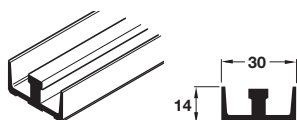
Bottom roller



- > Die cast casing
- > Height x depth x width: 67 x 29 x 233 mm
- > Steel wheel with ball bearing
- > The roller is manufactured with a protective coating on the roller over the zinc plating. The protective coating is type JS500. JS500 is a leach and sea process applied onto a conventional zinc plated and passivated coating. This increases the corrosion resistance up to 500 hours, several times that of an unsealed passivate
- > Order qty: 1 pair (1 pair required per panel)

	Cat. No.
Bottom roller	942.53.010

Bottom track, 14 x 30 mm



- > Pre-drilled for countersunk screws
- > Brass
- > Order qty: 1 pc

Length	Cat. No.
3.0 m	942.53.930