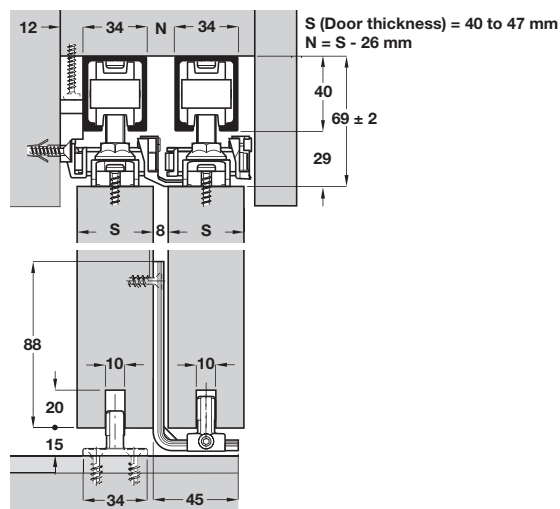


# HAWA-TELESCOPIC 40/4 ADD-ON SYSTEM

To allow two panels mounted on the Junior 80 system to move simultaneously, to either side, possibly into a cavity.

- > HAWA-Telescopic 40/4
- > Range:
  - Maximum door weight **40 kg**
  - Door thickness **40-47 mm**
  - Maximum door height **2.3 m**
  - Width of door **500-800 mm**
- > Installation drawing reference 20660

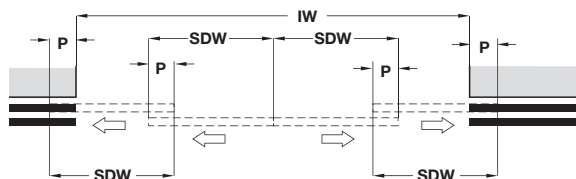


- > HAWA-Junior 80 tracks and four fitting sets must be ordered separately, shown on page 37

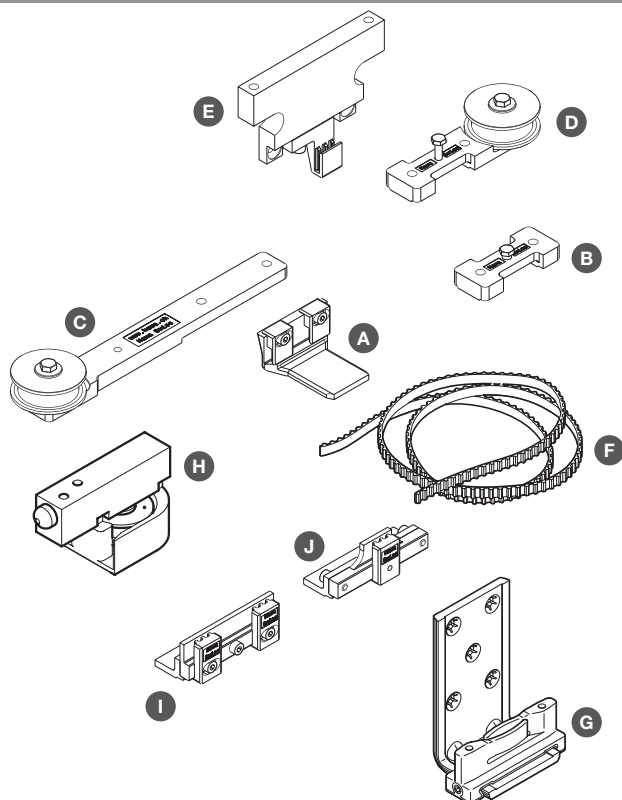
## Calculation for sliding door width

SDW = Sliding Door Width  
P = Bottom guide clearance (min. 75 mm)  
IW = Internal Installation Width

$$SDW = \frac{(4 \times P) + IW}{4}$$



## HAWA-Telescopic 40/4 fitting set



- > Fitting set, for four doors
- A Belt clamp, door mounted, adjustable
- B Counterplate, door mounted
- C Guide pulley wheel, long fixing plate, door mounted
- D Guide pulley wheel, short fixing plate, door mounted
- E Belt clamp, wall or ceiling mounted
- F Toothed belt (2x 2.7m, 1x 10m), glass-fibre reinforced, black
- G Bottom guide, door mounted, bronze coloured
- H Guide roller, track mounted with rubber stopper
- I Belt clamp, toothed belt lock, for manual systems
- J Belt clamp, laterally adjustable, for manual systems
- > Order qty: 1 set

Fitting set for 4 doors	Telescopic 40/4
A Belt clamp	2 pcs
B Counterplate	2 pcs
C Guide pulley wheel, long fixing plate	2 pcs
D Guide pulley wheel, short fixing plate	2 pcs
E Belt clamp	2 pcs
F Toothed belt	3 pcs
G Bottom guide	2 pcs
H Guide roller	2 pcs
I Belt clamp, toothed belt lock	1 pc
J Belt clamp, laterally adjustable	1 pc
Cat. No.	940.41.002