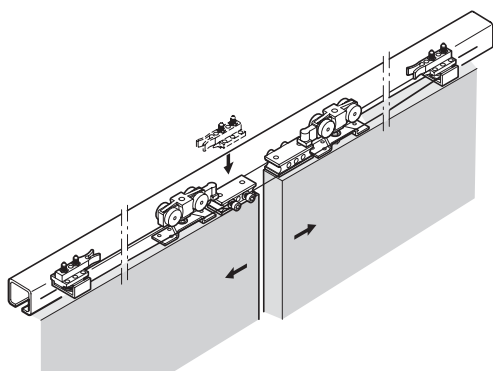



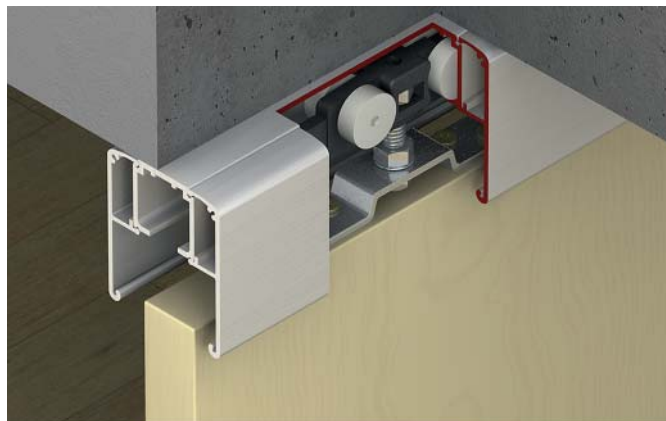
SLIDO CLASSIC 60/120-P SLIDING DOOR SYSTEM

Smooth running quality system for commercial and residential interior doors, trolley hangers have four ball bearing rollers. Slido Classic 120-P is also available with soft closing mechanisms.

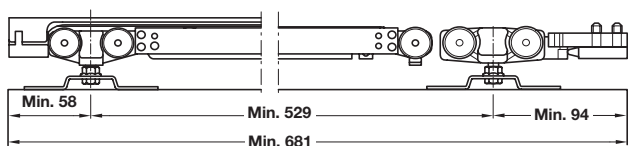
- > Slido Classic 60/120-P
- > Range:
 - Max. door weight: **60 kg** per door (60-P system)
 - Max. door weight: **120 kg** per door (120-P system)
- > For 1 and 2 leaf sliding doors
- > Door height adjustable
- > Suspension fitting with screwed on support flange
- > Tested to EN1527:2013, 100,000 cycles



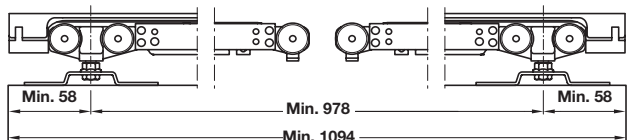
-  > Synchro set for symmetrical opening of door leaves is shown on page 75




60/120-P, without soft closing mechanism

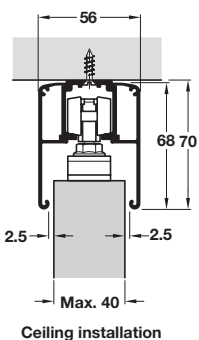


120-P, with soft closing mechanism on one side

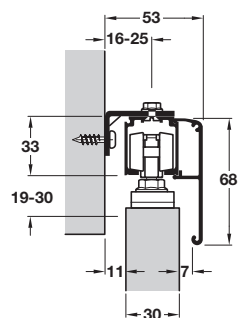


120-P, with soft closing mechanism on both sides

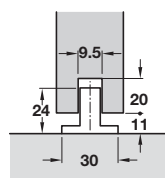
-  > Fitting sets, mounting bracket and clip panel must be ordered separately, shown on page 75



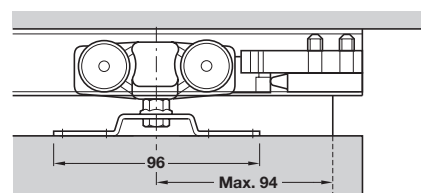
Ceiling installation



Wall mounting with clip panel and concealed mounting bracket

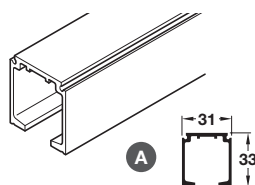


Bottom guide



Section trolley hanger and guide

Slido Classic top track




- > Top track, pre-drilled for screw fixing
- > Bright aluminium
- > Order qty: 1 pc



Item	2.0 m	3.0 m
A Top track	940.43.921	940.43.931

Slido Classic side fixing mounting bracket

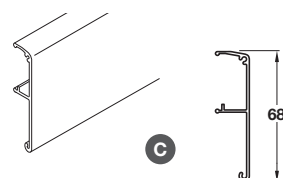


- > Mounting bracket for side fixing top track
- > With screw and nut, galvanized steel
- > Order qty: 1 pc



Item	Cat. No.
B Mounting bracket	940.42.061

Slido Classic clip panel for top track, 68 mm height

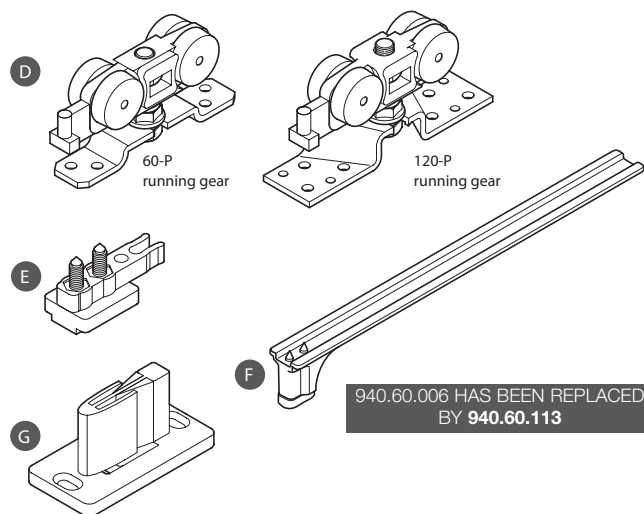


- > Clip panel for top track
- > Silver coloured anodised aluminium
- > Order qty: 1 pc



Length	2.0 m	3.0 m
C Clip panel	940.43.120	940.43.130

Slido Classic 60/120-P sliding door fitting set, for 1 door

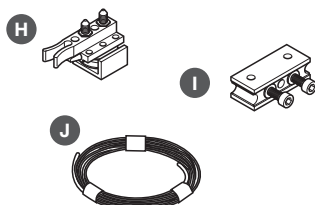


- > Fitting set, for 1 door, consists of:
- D Running gear, 4 rollers, suspension screw with nut, galvanized steel
- E Track buffer, with retaining spring and rubber buffer, grey plastic
- F Soft close
- G Bottom guide, 24 x 60 x 30 mm, black plastic
- > Order qty: 1 set



Soft close	Without	With 1	With 2
D Running gear	2 pcs	2 pcs	2 pcs
E Track buffer	2 pcs	1 pc	1 pc
F Soft close	-	1 pc	2 pcs
G Bottom guide	1 pc	1 pc	1 pc
60 P	940.60.113	-	-
120 P	941.02.119	941.25.132	941.25.135
Additional items	Order qty.	Cat. No.	
E Additional track buffer	1 pc	940.42.041	

Slido Classic synchro additional set



- > For 2-leaf sliding doors
- > For door width 600-1250 mm
- > For symmetrical opening of 2 door leaves
- > Set consists of:
- H Track buffer, with deflection roller
- I Cable fixing block
- J Cable, with plastic sheathing
- > Order qty: 1 set



Item	For 2 doors
H Track buffer	2 pcs
I Cable fixing block	2 pcs
J Cable	10 m
Cat. No.	940.44.002

- !** > Note: Can only be used in combination with standard system consisting of two sets for 1-leaf sliding doors (Classic 60-P/120-P) and running track
- > Not suitable for versions with soft close

PAGE AMENDED
07.11.18/2