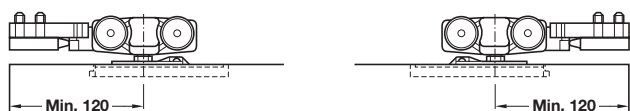



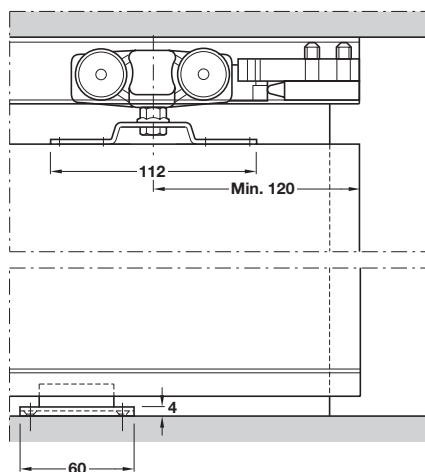
# SLIDO CLASSIC 160-P SLIDING DOOR SYSTEM

Smooth running quality system for commercial and residential interior doors. Fitting sets are for one door, without soft close, trolley hangers have four ball bearing rollers.

- > Slido Classic 160-P
- > Range:
  - Max. door weight **160 kg**
  - Door height adjustment  $\pm 5$  mm
  - Suspension fitting with screwed-on support flange
  - For 1 and 2 leaf sliding doors
  - Tested to EN1527:2013, 100,000 cycles

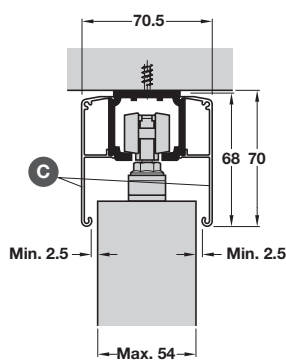


160-P, without soft closing mechanism

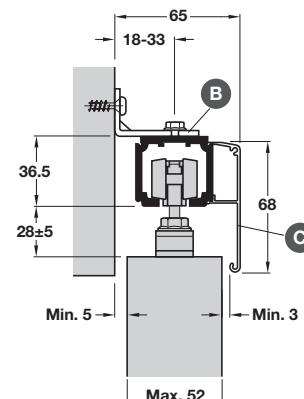


Section trolley hanger and guide

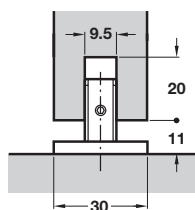
Ceiling installation and wall mounting



Ceiling installation with clip panel



Wall mounting with clip panel

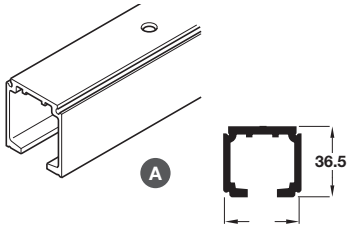


Bottom guide without guide track in door leaf



> Tracks and fitting sets must be ordered separately, shown on page 77

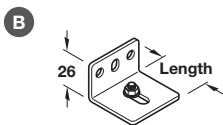
## Slido Classic 160 top track



- > Top track, pre-drilled
- > Silver colour anodised aluminium
- > Order qty: 1 pc

Length	2.0 m	3.0 m
A Top track	941.62.721	941.62.731

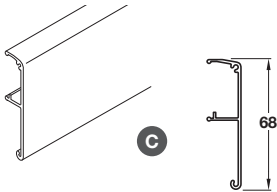
## Mounting bracket



- > With screw and nut
- > Galvanized steel
- > Order qty: 1 pc

Wall distance track centre	Length	Cat. No.
18 - 33 mm	44 mm	940.62.061

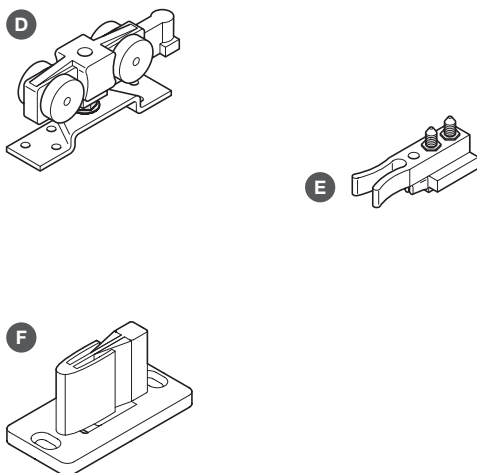
## Slido Classic clip panel for top track, 68 mm height



- > Clip panel for top track
- > Silver coloured anodised aluminium
- > Order qty: 1 pc

Length	2.0 m	3.0 m
C Clip panel	940.43.120	940.43.130

## Slido Classic 160 P fitting set



- > Fitting set for one door
- D Running gear, 4 rollers, support flange for screw fixing, galvanized steel
- E Track buffer, with retaining spring and rubber buffer
- F Bottom guide, 24 x 60 x 30 mm, black plastic
- > Order qty: 1 set

941.62.004 REPLACED BY **941.62.009**

Fitting set for 1 door	Slido 160-P
D Running gear	2 pcs
E Track buffer	2 pcs
F Floor guide	1 pc
Cat. No.	941.62.009