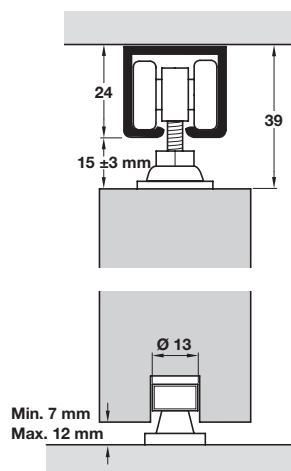


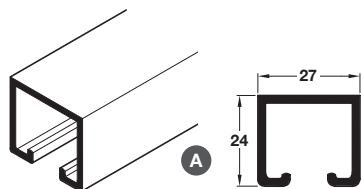
## STRAIGHTAWAY 50 INTERIOR SLIDING DOOR SYSTEM

Internal straight sliding door gear, top hung, soffit fixed, for domestic and light duty commercial use.

- > Straightaway 50
- > Range:
  - Maximum door weight **50 kg**
  - Maximum door height **2.1 m**
  - Door thickness min. **25 mm**
- > Tested to BS EN 1527



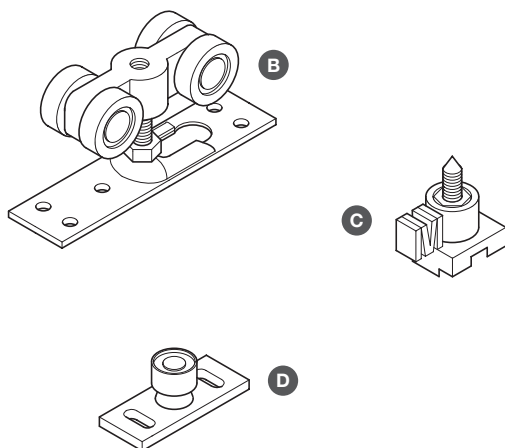
### Straightaway 50 single top track



- > Undrilled
- > Anodised aluminium
- > Order qty: 1 pc

Length	2.4 m
Cat. No.	940.55.925

### Straightaway 50 fitting set



- > Fitting set for one door includes:
  - B Top roller guide, 20 x 80 mm, with four nylon wheels and integral ball bearings, aluminium
  - C Track stopper, 20 x 30 x 31 mm, for mounting in top track, white plastic
  - D Bottom guide, 16 x 40 mm for screw mounting to floor, galvanized steel
- > Order qty: 1 set

Fitting set for 1 door	Straightaway 50
B Top roller guide	2 pcs
C Track stopper	2 pcs
D Bottom guide	1 pc
Cat. No.	940.55.000
Additional bottom guide	Cat. No.
Item D	940.55.030