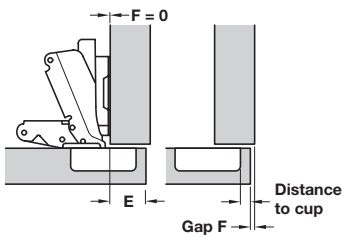


170° CONCEALED HINGE AND MOUNTING PLATE SET

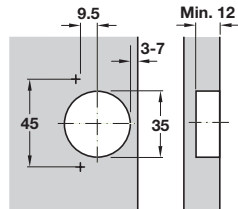


- > Opening angle 170°
- > 0 mm crank
- > Ø 35 mm cup
- > For 14 - 22 mm door thickness (for inset applications max. 19 mm door thickness)
- > Side panel thickness from 16 mm
- > Quick fixing arm
- > One part plate with ± 2 mm height adjustment
- > Order fixing screws separately
- > Steel
- > Order qty: 1 set

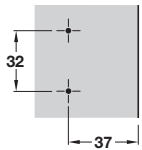
170° Concealed hinge



Drilling dimensions for cup fixing
Drilling pattern 45/9.5



312.23.550 170° concealed hinge



312.30.540 0 mm Hospa screw mounting plate

Overlay: Coverage of the side end by door e mm

13	14	15	16	17	18	19	20
			3	4	5	6	7
3	4	5	6	7			3

DBE: Distance to cup Bore Edge mm Mounting plate height f mm



Finish
Nickel-plated

Cat. No.
312.23.557