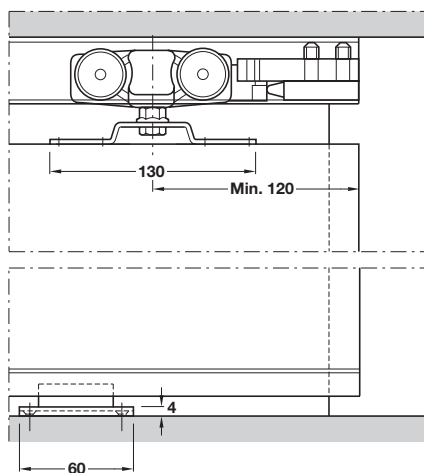




SLIDO CLASSIC 160-P SLIDING DOOR SYSTEM

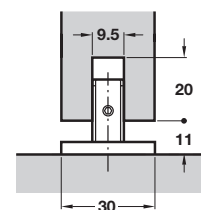
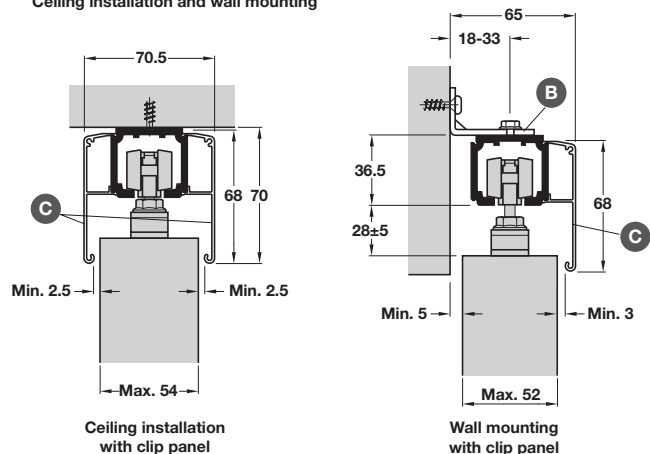
Smooth running quality system for commercial and residential interior doors. Fitting sets are for one door, without soft close, trolley hangers have four ball bearing rollers.

- > Slido Classic 160-P
- > Range:
 - Max. door weight **160 kg**
- > Door height adjustment ± 5 mm
- > Suspension fitting with screwed-on support flange
- > For 1 and 2 leaf sliding doors
- > Tested to EN1527:2013, 100,000 cycles



Section trolley hanger and guide

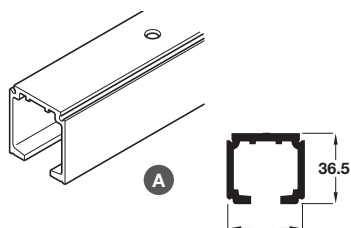
Ceiling installation and wall mounting



Bottom guide without guide track in door leaf

- > Tracks and fitting sets must be ordered separately, shown on page 77

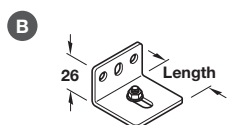
Slido Classic 160 top track



- > Top track, pre-drilled
- > Silver colour anodised aluminium
- > Order qty: 1 pc

Length	2.0 m	3.0 m
A Top track	941.62.721	941.62.731

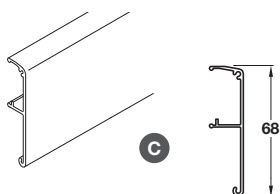
Mounting bracket



- > With screw and nut
- > Galvanized steel
- > Order qty: 1 pc

Wall distance track centre	Length	Cat. No.
18 - 33 mm	44 mm	940.62.061
33 - 35 mm	64 mm	940.42.063

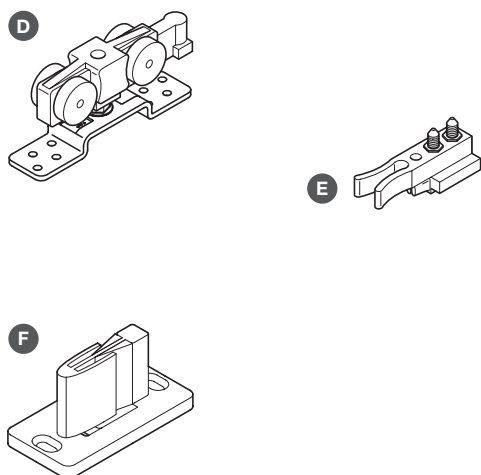
Slido Classic clip panel for top track, 68 mm height



- > Clip panel for top track
- > Silver coloured anodised aluminium
- > Order qty: 1 pc

Length	2.0 m	3.0 m
C Clip panel	940.43.120	940.43.130

Slido Classic 160 P fitting set



- > Fitting set for one door
- D Running gear, 4 rollers, support flange for screw fixing, galvanized steel
- E Track buffer, with retaining spring and rubber buffer
- F Bottom guide, 24 x 60 x 30 mm, black plastic
- > Order qty: 1 set

Fitting set for 1 door	Slido 160-P
D Running gear	2 pcs
E Track buffer	2 pcs
F Bottom guide	1 pc
Cat. No.	941.62.005