

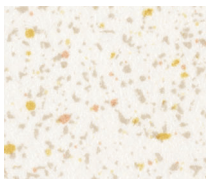
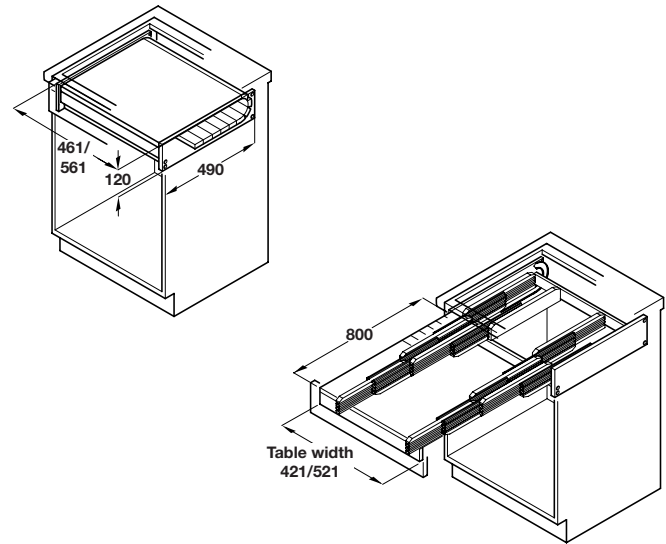
SELF SUPPORTING PULL OUT TABLE

A self supporting table for installation in place of a drawer to create a convenient pull out work surface at a required height.



Rapid pull out table


- > Self supporting table
- > A complete assembly for installation in place of a drawer in a standard 500 or 600 mm wide base cabinet
- > Load bearing capacity 100 kg
- > Wooden assembly section and guides
- > Partially slatted laminated table top
- > Order qty: 1 pc



White/grey flecked



Stainless steel effect



Cream/grey flecked



For cabinet width	500 mm	600 mm
White/grey flecked	505.58.700	505.58.702
Stainless steel effect	-	505.58.002
Cream/grey flecked	-	505.58.703

TCH DESIGN 2017. © Häfele U.K. Ltd 2017. Dimensional data not binding. We reserve the right to alter specifications without notice.