

1

VAUTH-SAGEL CORNERSTONE MAXX CORNER UNIT

Easy to assemble pull out shelving unit with shelves that operate independently. Once open shelves do not block adjoining cabinets.



10 YEAR WARRANTY - Delivering German engineering excellence

Vauth-Sagel lifetime warranty through Häfele. Covering their full range, the warranty gives you and your customers complete peace of mind when purchasing Vauth-Sagel products.

You can find further information on our website www.hafele.co.uk/vauth-sagel

- > EasyFit: tool-free assembly of shelf elements on the support arms
- > PAM: Power assisted movement in pull-out direction
- > Simple height adjustment, even when installed
- > The bases can be moved in and out independently and do not obstruct the adjacent cabinet
- > Floating design due to hidden fastening
- > Large area shelves
- > Each shelf has a 25 kg load capacity

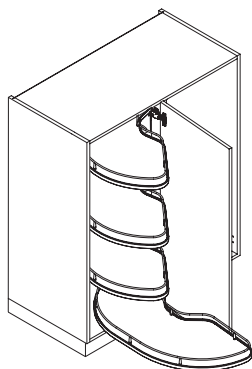


Cornerstone Maxx pull out unit with shelves, Planero lava grey, right hand

Cornerstone Maxx extension pole



Photo and illustration shows extension pole, 542.02.001 in use with 2x Cornerstone Maxx pull out unit with shelves, 542.02.292



- > The extension pole is designed to facilitate the use of the Cornerstone Maxx shelving unit in midi and full height applications
- > Suitable for 800, 900 or 1000 corner cabinets
- > Built-in depth: min. 490 mm
- > For installed heights:
 - 1100-1350 mm
 - 1350-1600 mm
- > Single fixing point on cabinet centre post
- > Shelves pull out independently
- > Consists of:
 - 1x Upper support tube attachment point
 - 1x Support tube base cabinet
 - 1x Support tube tall cabinet
- Fitting instructions
- > Order qty: 1 pc



Installation height	Cat. No.
1100-1350 mm	542.02.001
1350-1600 mm	542.02.002

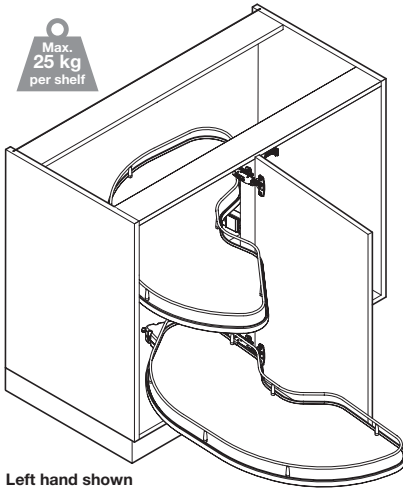
YOU ALSO NEED:

EXTENSION POLE
Shown above

PULL OUT UNIT
Page 21

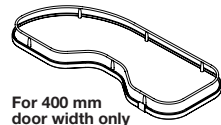
PAGE AMENDED
30.01.19/6

Cornerstone Maxx pull out shelving unit

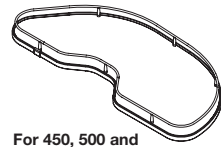


Left hand shown

Shelf shape



For 400 mm door width only



For 450, 500 and 600 mm door widths

- > Suitable for 800, 900 or 1000 corner base cabinets
- > Built-in depth: min. 490 mm
- > Min. installation height: 650 mm
- > Single fixing point on cabinet centre post
- > Shelves pull out independently
- > Set includes:
 - 2x Shelves, lava grey metal sides and base or laminated wooden shelves with a white base and polished chrome rail
 - 1x Pull-out and pivoting mechanism
 - Fitting instructions
- > Order qty: 1 set

VAUTH-SAGEL
10
YEAR
WARRANTY

Side
Mounting

Handed
L
R

800

900

1000

Fixings
included

Cornerstone Maxx pull out unit with shelves, Planero lava grey



Right hand shown

For cabinet width	For door width	Left hand	Right hand
800 mm	400 mm	542.02.491	542.02.490
900 mm	450 mm	542.02.493	542.02.492
1000 mm	500 mm	542.02.495	542.02.494
1000 mm	600 mm	542.02.497	542.02.496

Cornerstone Maxx pull out unit with shelves, grey base with silver rail



Right hand shown

For cabinet width	For door width	Left hand	Right hand
800 mm	400 mm	542.02.191	542.02.190
900 mm	450 mm	542.02.193	542.02.192
1000 mm	500 mm	542.02.195	542.02.194
1000 mm	600 mm	542.02.197	542.02.196

Cornerstone Maxx pull out unit with shelves, white base with chrome rail



Right hand shown

For cabinet width	For door width	Left hand	Right hand
800 mm	400 mm	542.02.291	542.02.290
900 mm	450 mm	542.02.293	542.02.292
1000 mm	500 mm	542.02.295	542.02.294
1000 mm	600 mm	542.02.297	542.02.296