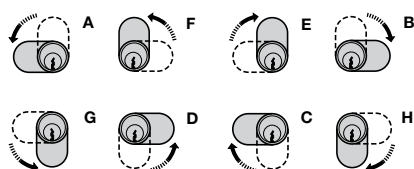
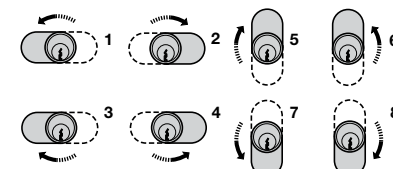


- > 90° and 180° Closure directions
- > Closure directions can be altered by re-positioning the cam, but always moving in the same direction:  
Closure direction A can be altered to D, F or G  
Closure direction B can be altered to C, E or H  
Closure direction 1 can be altered to 2 - 8

## 90° Closure directions

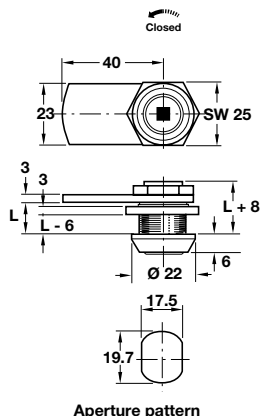


## 180° Closure directions



> Locking plate, where necessary, must be ordered separately, shown on page 95

## Cam lock for square profile key



> Order square profile key separately, shown below

- > With straight cam and nut attachment
- > 6 mm square key hole
- > Closure travel 180°
- > Galvanized steel nuts and cam
- > Polished chrome-plated zinc alloy cylinder
- > Accessories: 1x locking cam and 2x nuts
- > Order qty: 1 pc

Closure direction	180° 1 (2-8)
Length L	
13.0 mm	235.76.203
26.0 mm	235.77.200
32.5 mm	235.78.207

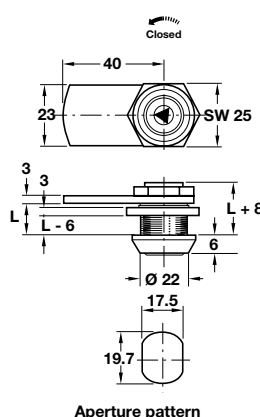
## Square profile key



- > For use with cam lock for square profile key
- > Cast iron
- > Order qty: 1 pc

Finish	Cat. No.
Nickel-plated	235.76.909

## Cam lock for triangular socket key



> Order triangular socket key separately, shown below

- > With straight cam and nut attachment
- > 7 mm triangular pin
- > Closure travel 90°
- > Galvanized steel nuts and cam
- > Polished chrome-plated zinc alloy cylinder
- > Accessories: 1x locking cam and 2x nuts
- > Order qty: 1 pc

Closure direction	90° A (D,F,G)
Length L	
13.0 mm	235.79.213
32.5 mm	235.81.213

## Triangular socket key



- > For use with cam lock for triangular socket key
- > Cast iron
- > Order qty: 1 pc

Finish	Cat. No.
Nickel-plated	235.79.900