

PADLOCKABLE CAM LOCKS

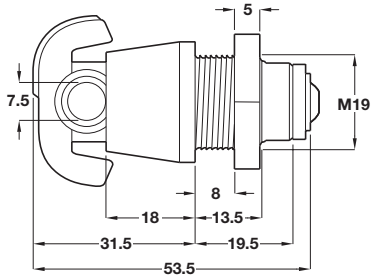
Padlockable cam lock



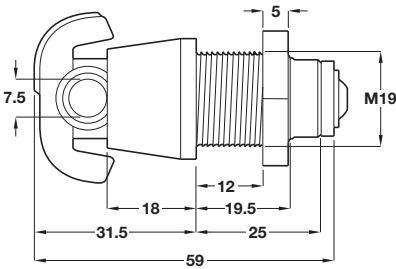
Photo shows cranked cam 235.61.900, must be ordered separately

- > To suit panel thickness 6.5, 12.2 or 19.2 mm
- > To suit Ø 5-7 mm shackle
- > With brass nut lock fixing
- > 1/4 rotation camlock to the right
- > Order qty: 1 pc

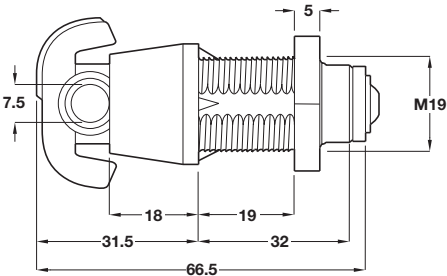
To suit panel thickness 6.5 mm



To suit panel thickness 12.2 mm



To suit panel thickness 19.2 mm



Order cam separately, shown on page 53

| To suit panel thickness | Body length | Bright nickel | Bright chrome |
|-------------------------|-------------|---------------|---------------|
| 6.5 mm | 19.5 mm | 235.88.100 | 235.88.105 |
| 12.2 mm | 25 mm | 235.88.101 | 235.88.106 |
| 19.2 mm | 32 mm | 235.88.102 | 235.88.107 |