

GRASS TIOMOS 120° SOFT CLOSE HINGES

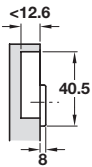
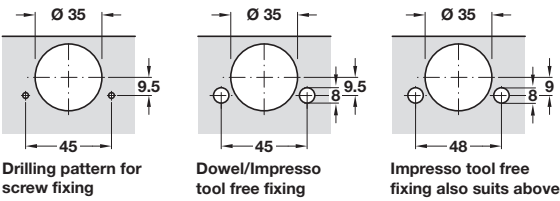
9

Furniture Hinges and Flap Fittings: Hinges



- > For standard applications
- > Opening angle 120° (can be restricted to 85°, see page 73 for details), Ø 35 mm cup
- > For door thickness up to 24 mm (for door thicknesses 24 mm and above, a trial fitting is recommended)
- > Available with or without integrated soft close
- > Screw fixing or Impresso (quick fix) fixing cup
- > Full overlay and full overlay plus mounting has steel cup and hinge arm. Half overlay and inset mounting has steel cup and zinc alloy arm
- > Order fixing screws separately
- > Order qty: 1 pc

Drilling pattern for cup fixing



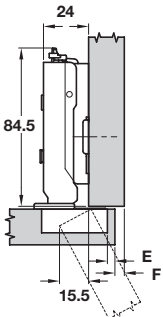
For 95/110/120° hinges

Tiomos 120°

| Door thickness mm | Distance to cup E mm | | | | |
|-------------------|----------------------|-----|-----|-----|-----|
| | 3.0 | 4.0 | 5.0 | 6.0 | 7.0 |
| 16 | 0.6 | 0.6 | 0.6 | 0.6 | 0.6 |
| 17 | 0.6 | 0.6 | 0.6 | 0.6 | 0.6 |
| 18 | 0.7 | 0.7 | 0.7 | 0.7 | 0.7 |
| 19 | 0.9 | 0.9 | 0.9 | 0.9 | 0.9 |
| 20 | 1.1 | 1.1 | 1.1 | 1.1 | 1.1 |
| 21 | 1.4 | 1.3 | 1.3 | 1.3 | 1.3 |
| 22 | 3.0 | 2.0 | 1.5 | 1.5 | 1.5 |
| 24 | 6.4 | 5.4 | 4.4 | 3.4 | 2.4 |

Minimum gap F

Grass Tiomos 120° concealed hinge, full overlay mounting



Application example with 2 mm mounting plate shown - see table opposite for details

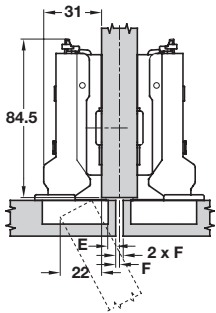
| Door overlay mm | | | | | | | |
|----------------------|----|----|----|--------------------------|----|----|---|
| 13 | 14 | 15 | 16 | 17 | 18 | 19 | |
| | | 3 | 4 | 5 | 6 | 7 | 0 |
| 3 | 4 | 5 | 6 | 7 | | | 2 |
| Distance to cup E mm | | | | Mounting plate height mm | | | |



| Soft close | Screw fixing | Impresso |
|------------|--------------|------------|
| With | 348.36.801 | 348.36.631 |
| Without | 348.36.601 | - |

TCH TECHNOLOGY 2018, © Hafele U.K. Ltd 2018. Dimensional data not binding. We reserve the right to alter specifications without notice.

Grass Tiomos 120° concealed hinge, half overlay/twin mounting



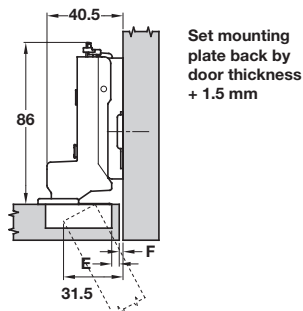
Application example with 2 mm mounting plate shown - see table opposite for details

| Door overlay mm | | | | | | | |
|----------------------|-----|-----|-----|--------------------------|------|------|---|
| 6.5 | 7.5 | 8.5 | 9.5 | 10.5 | 11.5 | 12.5 | |
| | | 3 | 4 | 5 | 6 | 7 | 0 |
| 3 | 4 | 5 | 6 | 7 | | | 2 |
| Distance to cup E mm | | | | Mounting plate height mm | | | |



| Soft close | Screw fixing |
|------------|--------------|
| With | 348.36.802 |
| Without | 348.36.602 |

Grass Tiomos 120° concealed hinge, inset mounting



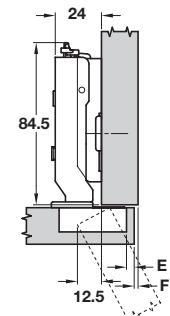
Application example with 2 mm mounting plate shown - see table opposite for details

| Door gap mm | | | | | | |
|----------------------|---|---|---|--------------------------|---|---|
| | 4 | 3 | 2 | 1 | 0 | |
| | | | | 3 | 4 | 0 |
| | | 3 | 4 | 5 | 6 | 2 |
| Distance to cup E mm | | | | Mounting plate height mm | | |



| Soft close | Screw fixing |
|------------|--------------|
| With | 348.36.803 |
| Without | 348.36.603 |

Grass Tiomos 120° concealed hinge, full overlay plus



Application example with 2 mm mounting plate shown - see table opposite for details

| Door overlay mm | | | | | | | |
|----------------------|----|----|----|--------------------------|----|-----|---|
| 16 | 17 | 18 | 19 | 20 | 21 | 22* | |
| | | 3 | 4 | 5 | 6 | 7 | 0 |
| 3 | 4 | 5 | 6 | 7 | | | 2 |
| Distance to cup E mm | | | | Mounting plate height mm | | | |

*door overlay from 24 mm, use mounting plate 348.38.560 on page 68



| Soft close | Screw fixing |
|------------|--------------|
| With | 348.36.800 |
| Without | 348.36.600 |

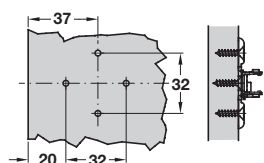

YOU ALSO NEED:

MOUNTING PLATES
Pages 66-68

FIXING SCREWS
Section 13 page 88

OPTIONAL ACCESSORIES
Pages 73-74, 109-121

Grass Tiomos cruciform mounting plate, 4 point fixing



- > For TIOMOS click on fixing hinges only
- > Hospa screw fixing
- > Two part plate with ± 2 mm height adjustment via worm screw
- > Nickel-plated steel
- > Order fixing screws separately
- > Order qty: 1 pc



| Height | 0 mm | 2 mm |
|-------------|------------|------------|
| Hospa screw | 348.38.511 | 348.38.512 |



A wider range of mounting plates are shown on pages 66-68

PAGE AMENDED
21.08.18/1