

# GRASS TIOMOS 155° SOFT CLOSE HINGES

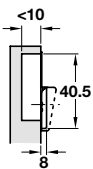
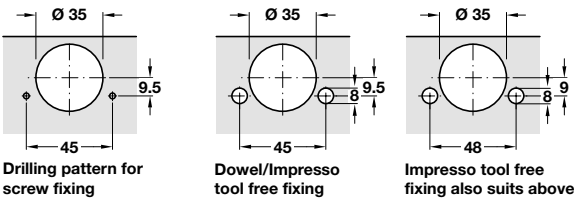
9

Furniture Hinges and Flap Fittings: Hinges

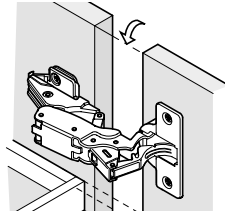


- > Zero protrusion makes this ideal for cabinets with internal drawer boxes or pull-out shelves
- > Opening angle 155° (can be restricted to 120°, see page 69 for details), Ø 35 mm cup
- > For door thickness up to 32 mm (for door thicknesses over 29 mm, a trial fitting is recommended)
- > Up to 24 mm overlay using full overlay plus hinge (see page 43)
- > With finger protection
- > Available with integrated soft close
- > Screw, dowel or Impresso (quick fix) fixing cup
- > Shallow cup drilling depth only 10 mm
- > Click on arm
- > Full overlay and full overlay plus mounting has steel cup and hinge arm. Half overlay and inset mounting has steel cup and zinc alloy arm
- > Tiomos Night, anthracite finish, also available
- > Order fixing screws separately
- > Order qty: 1 pc

Drilling pattern for cup fixing



Zero protrusion for application with inset drawers

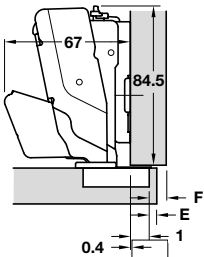


Tiomos 160°

Door thickness mm	Distance to cup E mm							
	3.0	4.0	5.0	6.0	7.0	8.0	9.0	10.0
16-28	0.0	0.0	0.0	0.0	0.0	0.0	0.0	0.0
29	0.2	0.2	0.2	0.2	0.2	0.2	0.2	
30	0.2	0.2	0.2	0.2	0.2			
31	0.2	0.2	0.2	0.2				
32	0.2	0.2						
Minimum gap F								

Note: 29-32 mm requires 120° reducer clip

## Grass Tiomos 155° concealed hinge, full overlay mounting



Application example with 2 mm mounting plate shown - see table opposite for details

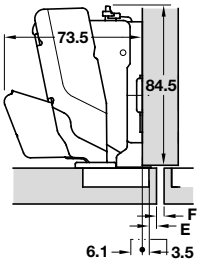
Door overlay mm for full overlay										
13	14	15	16	17	18	19	20	21	22	
		3	4	5	6	7	8	9	10	0
3	4	5	6	7	8	9	10			2
Distance to cup E mm							Mounting plate height mm			



Soft close	Screw fixing	Impresso
Nickel-plated finish		
With	348.32.801	348.32.831
Without	348.32.601	
<b>Tiomos Night - anthracite finish</b>		
With	348.32.806	-

PAGE AMENDED  
19.03.21/2

## Grass Tiomos 155° concealed hinge, half overlay/twin mounting



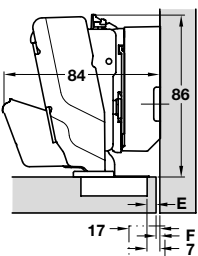
Application example with 2 mm mounting plate shown - see table opposite for details

Door overlay mm										
6.5	7.5	8.5	9.5	10.5	11.5	12.5	13.5	14.5	15.5	
		3	4	5	6	7	8	9	10	0
3	4	5	6	7	8	9	10			2
Distance to cup E mm							Mounting plate height mm			



Soft close	Finish	Screw fixing
With	Nickel-plated	348.32.802
Without	Nickel-plated	348.32.602

## Grass Tiomos 155° concealed hinge, inset mounting



For inset mounting if 19 or 21 mm mounting plates are used. Set mounting plate back by door thickness + 1.5 mm.

Application example with 2 mm mounting plate shown - see table opposite for details

Door gap mm for inset mounting					
	4	3	2	1	0
				3	4
					19
		3	4	5	6
					21
Distance to cup E mm				Mounting plate height mm	

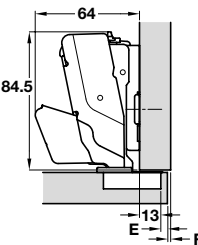


Soft close	Finish	Screw fixing	Impresso
With	Nickel-plated	348.32.800	348.32.830
Without	Nickel-plated	348.32.600	-



19 and 21 mm mounting plates are shown on page 67

## Grass Tiomos 155° concealed hinge, full overlay plus



Application example with 2 mm mounting plate shown - see table opposite for details

Door overlay mm										
15	16	17	18	19	20	21	22	23	24	
			3	4	5	6	7	8	9	0
			3	4	5	6	7	8	9	10
										2
Distance to cup E mm							Mounting plate height mm			

\*door overlay from 24 mm, use mounting plate 348.38.560 on page 68



Soft close	Finish	Screw fixing	Impresso
With	Nickel-plated	348.32.800	348.32.830
Without	Nickel-plated	348.32.600	-

YOU ALSO NEED:



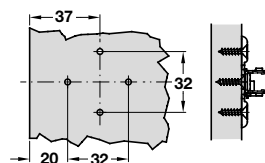
**MOUNTING PLATES**  
Pages 66-68



**FIXING SCREWS**  
Section 13 pages 8-14

**OPTIONAL ACCESSORIES**  
Pages 73-74, 109-121

## Grass Tiomos cruciform mounting plate, 4 point fixing



- > For TIOMOS click on fixing hinges only
- > Hospa screw fixing
- > Two part plate with ± 2 mm height adjustment via worm screw
- > Nickel-plated steel
- > Order fixing screws separately
- > Order qty: 1 pc



A wider range of mounting plates are shown on pages 66-68

Height	0 mm	2 mm
Hospa screw	348.38.511	348.38.512

PAGE AMENDED  
19.03.21/2