

A Louvre only


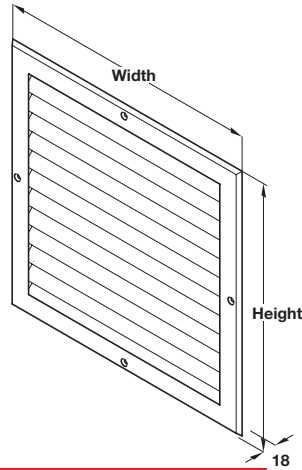
Item A.
Text added

- Inverted split Y louvre
- Non vision
- Door thickness from 29 mm
- 50% Free air flow
- Grey primed galvanized steel

Item A.
Catalogue shows...
'Galvanized steel'
Correct Finish is
'Grey primed galvanized steel'

Size (width x height)		Cat. No.
Cut-out	Outside frame	
305 x 305 mm	349 x 349 mm	959.17.109
406 x 254 mm	450 x 298 mm	959.17.119
457 x 254 mm	501 x 298 mm	959.17.129
457 x 457 mm	501 x 501 mm	959.17.139
504 x 504 mm	552 x 552 mm	959.17.149
610 x 610 mm	654 x 654 mm	959.17.159

Packing: 1 pr



Item A.
Catalogue shows...
'508 x 508 mm'
Correct size. is 504 x 504 mm

Item A.
Catalogue shows...
'350 x 350 mm'
Correct size. is 305 x 305 mm

Item A.
Catalogue shows... '1 pc'
Correct text. is 1 pr

4


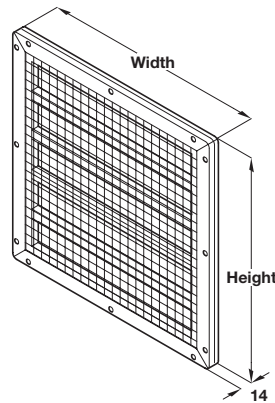
Ancillary Products

B Intumescent fire block

- 14 mm thick
- To suit doors 44 mm minimum thickness
- Requires inverted support channel at base
- Thicker doors require lateral supports
- Tested to 4 hours on steel door set
- 40% Free air flow

Size (width x height)	Cat. No.
301 x 301 mm	959.17.191
402 x 250 mm	959.17.192
453 x 250 mm	959.17.193
453 x 453 mm	959.17.194
504 x 504 mm	959.17.195
606 x 606 mm	959.17.196

Packing: 1 pc



Discontinued ●

Discontinued when stock = 0 +

Drawing amended

C Complete system

- Comprises items A and B

Size (width x height door cut-out)	Cat. No.
350 x 350 mm	959.17.209
406 x 254 mm	959.17.219
457 x 254 mm	959.17.229
457 x 457 mm	959.17.239
508 x 508 mm	● 959.17.249
610 x 610 mm	959.17.259

Packing: 1 Set

Item C.
Catalogue shows...
'1 pc'
Correct packing. is
'1 set'

