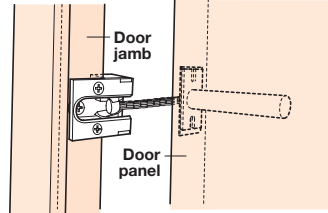


A 'Securichain' door chain


- Engaged/disengaged by push button on keep
- Chain automatically restricts door opening when engaged and retracts automatically when released
- Can only be unlocked when door is closed
- Fixing screws included
- Polished brass with black plastic parts and steel chain

Finish	Cat. No.
Polished brass	911.60.048
Satin chrome	911.60.044

Order qty: 1 set



Outside view of open door with chain engaged

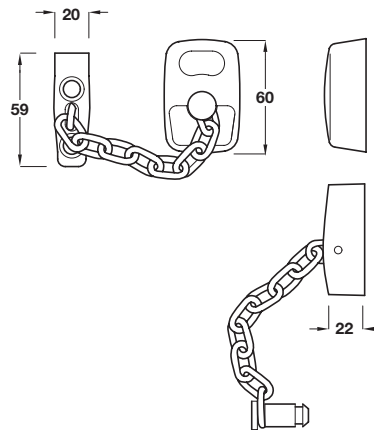


B 'Erica' external release security door chain

- Suitable for timber, aluminium and PVCu doors
- Easily fitted
- Ideal for elderly persons, sheltered housing and housing association apartments where access may be required by a relative or authorised third party
- Simple push in chain engagement
- External key release with rim cylinder (must be ordered separately), preferably keyed alike with door lock, refer to **Section 2**, pages **47 and 49**
- Internal push button release
- Die cast zinc. Welded steel chain

Finish	Cat. No.
White	911.59.147
Polished brass	911.59.148
Chrome	911.59.142

Order qty: 1 pc



Rim cylinder must be ordered separately, preferably keyed alike with door lock, refer to **Section 2**, pages **47 and 49**



C Door chain

- One end captivated to door frame, other end clips to bracket on door
- Can only be unlocked when door is closed
- Fixing screws included
- Steel

Finish	Cat. No.
Polished brass	911.59.228
Satin chrome	911.59.224

Order qty: 1 pc

