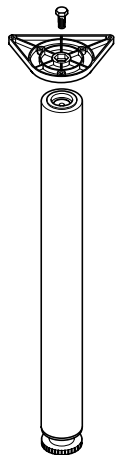
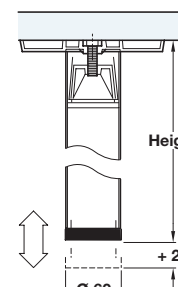
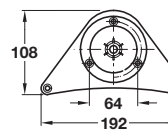


B Leg, 710 mm high, Ø 60 mm

- For supporting worktops, table tops or desks
- Dark grey zinc alloy screw fixing mounting plate and fixings included
- Tubular steel leg

Finish	Cat. No.
Grey	635.06.570
White	635.06.776
Black	635.06.374
Polished chrome	635.06.276
Silver colour, RAL 9006	635.11.270
Dark grey	635.11.571
Stainless steel colour	635.11.970
Raw unassembled	635.06.070*

Order qty: Multiples of 4 pcs (Multiples of 16 pcs*)

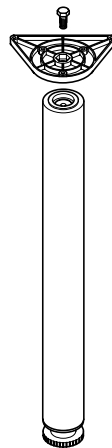
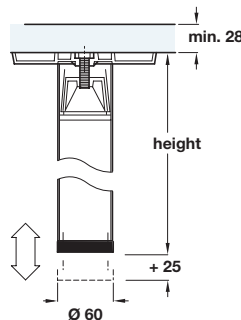
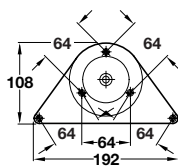


C Table leg, 710 mm high, Ø 60 mm

- For supporting worktops, table tops and desks
- Dark grey zinc alloy screw fixing mounting plate and fixings included
- Tubular steel

Finish	Cat. No.
Silver colour (RAL 9006)	635.24.271
Polished chrome-plated	635.24.273
Black	635.24.371
Stainless steel coloured, clear lacquered	635.24.471

Order qty: Multiples of 4 pcs



A Leg, 690 mm high, Ø 60 mm

- For supporting worktops, table tops or desks
- Dark grey zinc alloy screw fixing mounting plate and fixings included
- Tubular steel leg

Finish	Cat. No.
Light grey RAL 7035	635.06.552
Black	635.06.356
Polished chrome	635.06.258
White	635.06.758
Silver coloured RAL 9006	635.11.269
Raw	635.06.069

Order qty: Multiples of 4 pcs