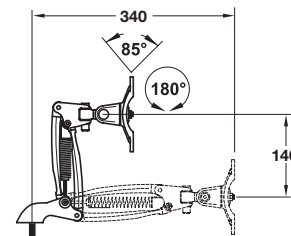


• **ellipta swivel arms**

- With standard or heavy duty spring to support LCD screens

**Standard:** 3-5 kg - suits most 15-17" flat screens

**Heavy duty:** 5-7.5 kg - suits most flat screens up to 24"

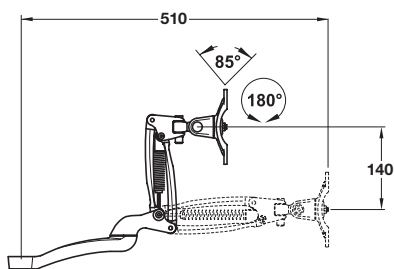


**B Mid arm with height adjustment**

- LCD swivel arm
- Medium arm with all movement
- Extension: 353.5 mm at full extension
- Silver (RAL 9006) die-cast aluminium

Maximum screen weight	Spring	Cat. No.
3-5 kg	Standard	818.11.942
5-7.5 kg	Heavy duty	818.11.952

Order qty: 1 pc



**A Long arm with height adjustment**

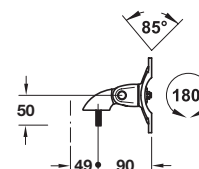
- LCD swivel arm
- Long arm with all movement with extension arm
- Extension: 554.5 mm at full extension
- Silver (RAL 9006) die-cast aluminium
- Silver

Maximum screen weight	Spring	Cat. No.
3-5 kg	Standard	818.11.903
5-7.5 kg	Heavy duty	818.11.932

Order qty: 1 pc



Monitor, post and post base are not included. Order post and post base separately, shown on page 58



**C Short arm without height adjustment**

- For LCD screens
- Extension: 80 mm
- Swivel and tilt only, no spring included
- Silver (RAL 9006) die-cast aluminium

Maximum screen weight	Cat. No.
3-5 kg	818.11.976
5-7.5 kg	818.11.977

Order qty: 1 pc

TCH 2013. © Häfele U.K. Ltd 2013. Dimensional data not binding. We reserve the right to alter specifications without notice.