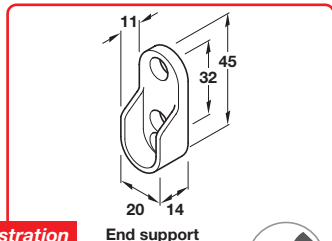


Wardrobe rail



End support

New illustration

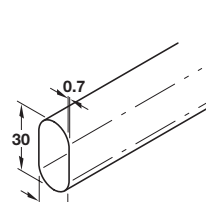


**Wardrobe rail set**

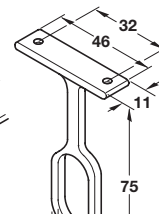
- Set consists of:
  - 1x Polished chrome-plated steel wardrobe rail, 30 x 15 x 0.7 mm
  - 2x Nickel-plated steel end supports
  - 4x Hospa screws, countersunk head, Ø 3.5 x 13 mm

Rail length	Cat. No.
<b>450 mm for single wardrobe</b>	
414 mm	801.19.230
<b>900 mm for double wardrobe</b>	
864 mm	801.19.231

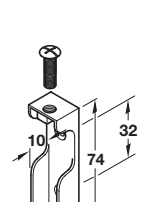
Order qty: 1 set



Wardrobe rail



Centre support



End support



**Large wardrobe rail set**

- Set consists of:
  - 1x Polished chrome-plated steel wardrobe rail, 30 x 15 x 0.7 mm
  - 2x Polished chrome-plated zinc alloy end supports
  - 2x Polished chrome-plated zinc alloy rail supports
  - 4x Hospa screws, Ø 3.5 x 13 mm

Rail length	Cat. No.
1800 mm	801.19.232

Order qty: 1 set