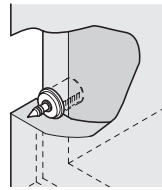


## MORTICE TYPE MAGNETIC CATCHES

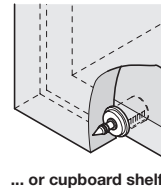
For morticed installation in cabinet face edges.

- > Press-fit or glued
- > Suitable for butt closing doors

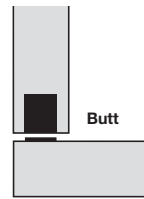
These magnetic catches can be installed ...



... in the face edge of the cabinet side panel ...

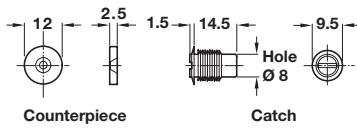


... or cupboard shelf



Butt

### Magnetic catch, mortice type



Counterpiece

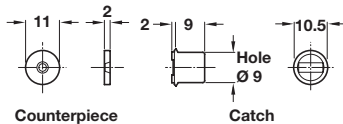
Catch

- > Catch: Fixed, press-fit, mortised
- > Counterpiece: Fixed, screw fixing
- > Plastic catch and chromed steel counterpiece
- > Order qty: Multiples of 10 pcs



Pull (approx.)	2 kg
Finish	Cat. No.
Black	246.01.312

### Magnetic catch, mortice type



Counterpiece

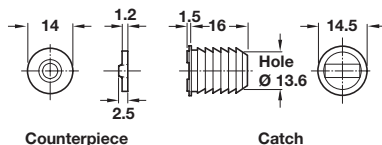
Catch

- > Catch: Fixed, glued
- > Counterpiece: Fixed, screw fixing
- > Plastic catch and chromed steel counterpiece
- > Order qty: Multiples of 10 pcs



Pull (approx.)	1.8 kg
Finish	Cat. No.
White	246.00.708
Brown	246.00.100

### Magnetic catch, mortice type



Counterpiece

Catch

- > Catch: Fixed, press-fit
- > Counterpiece: Fixed, screw fixing
- > Plastic catch and chromed steel counterpiece
- > Order qty: Multiples of 10 pcs



Pull (approx.)	2.5-3.5 kg
Finish	Cat. No.
White	246.03.709
Brown	246.03.101