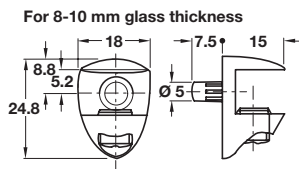
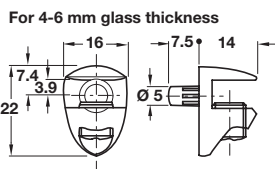


COBRA AND COBRONE SHELF SUPPORTS FOR GLASS

Cobra is a plug-in shelf support and Cobrone screw fixes, both clamp glass shelves securely in position.



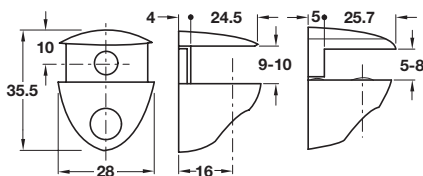
Cobra shelf support, plug-in, for glass shelves



- > Designed for rigid furniture, the carcass can be moved safely even when upside down with the glass already installed
- > Easy to adjust the position of shelf without removing the door; just unscrew the nylon screw and pull out the glass
- > Secures glass in position
- > For Ø 5 mm hole
- > For 4-6 or 8-10 mm glass thickness
- > Load carrying capacity 25 kg*
- > Nickel-plated zinc alloy and nylon screw
- > Order qty: Multiples of 10 pcs

For glass thickness	Cat. No.
4-6 mm	284.04.601
8-10 mm	284.04.602

Cobrone shelf support, screw fixing, for glass shelves



- > Screw fixing
- > For 5-10 mm glass thickness
- > Use with plastic insert for 5-8 mm shelf thickness and use without plastic insert for 9-10 mm shelf thickness
- > Load carrying capacity 25 kg*
- > Zinc alloy, plastic adaptor and nylon screw
- > Order qty: 1 pc

Finish	Cat. No.
Polished chrome	284.04.212
Matt chrome	284.04.412



> *Load carrying capacity applies to 4 shelf supports bearing an evenly distributed load. Testing was carried out according to DIN EN 14749: 2005, clause 6.3.3 "Strength of shelf supports"