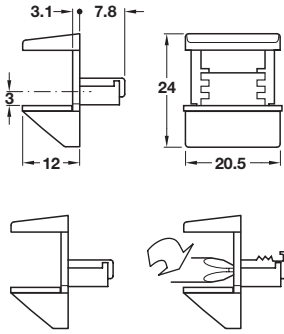


Shelf clamp support, plug in, for glass shelves



- > For Ø 5 mm hole
- > Simple plug in and quick grip by turning 180° to avoid surface damage to drill hole
- > Lifting and clamping device prevents glass shelf from tipping, lifting or coming out
- > For 6, 8 and 10 mm glass thickness (For 10 mm glass the top rubber part needs to be removed)
- > Zinc alloy with plastic insert for glass
- > Order qty: 1 pc (more than 2 pcs may be required per shelf depending on shelf weight and dimensions)



> Screw fixing version also available, shown on page 19

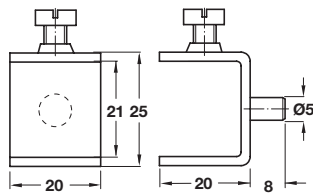
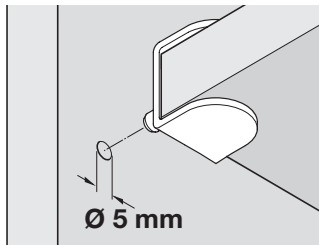
Finish

Nickel-plated

Cat. No.

282.13.610

Shelf support, plug in, for wooden shelves



- > For Ø 5 mm hole
- > For wooden shelves 20 mm thick
- > Load capacity 80 kg*
- > With black plastic locking screw
- > Steel
- > Order qty: Multiples of 20 pcs



> *Load carrying capacity applies to 4 shelf supports bearing an evenly distributed load
> Testing was carried out according to DIN EN 1727 "Mechanical safety requirements for shelf supports"

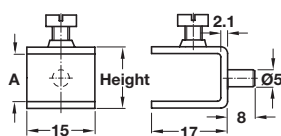
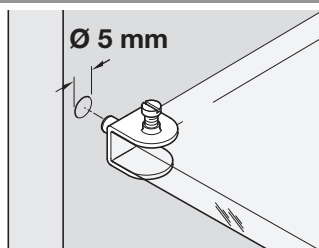
Finish

Nickel-plated

Cat. No.

282.20.751

Shelf support, plug in, for glass shelves



- > For Ø 5 mm hole
- > For 9 or 13 mm glass thickness
- > With black plastic locking screw
- > Nickel-plated steel
- > Order qty: Multiples of 20 pcs

For glass thickness

Height

A

Cat. No.

9 mm

13.5 mm

9.5 mm

282.20.715

13 mm

17.5 mm

13.5 mm

282.20.724



> Shelf supports shown on this page must be mounted with the locking screw on the top. If the locking screw is on the bottom the weight of the shelf could cause it to loosen