
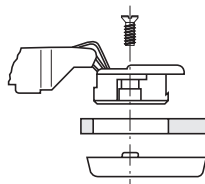
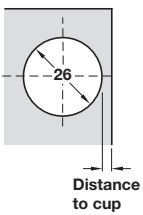


STANDARD 92° GLASS DOOR HINGE

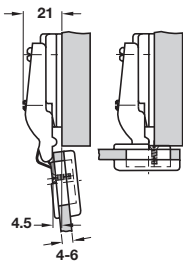


- > Opening angle 92°
- > Full overlay, half overlay or inset mounting
- > Sprung
- > Ø 26 mm cup
- > Screw fixing cup
- > Suitable for 4-6 mm glass
- > Slide on or click on arms
- > Cup: Black plastic
- > Arm: Full overlay mounting: Nickel-plated pressed steel
Half overlay/inset mounting: Nickel-plated zinc alloy
- > Order fixing screws separately for screw fixing versions
- > Order qty: Multiples of 10 pcs



For glass thickness 4-6 mm
For safety reasons we recommend that toughened glass be used with these hinges

Full overlay mounting



Door overlay mm							
13	14	15	16	17	18	19	
				4	5	6	0
		4	5	6			2
Distance to cup E mm				Mounting plate distance mm			

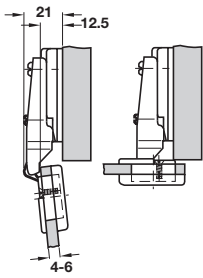


Fixing	Slide on	Click on
Screw fixing	323.37.303	322.37.330

! Fixing screws are included with cover caps shown on page 387, order separately

DRAWER SYSTEMS, STAYS AND HINGES 2015, © Häfele U.K. Ltd 2015. Dimensional data not binding. We reserve the right to alter specifications without notice.

Half overlay/twin mounting



Door overlay mm							
5	6	7	8	9	10	11	
				4	5	6	0
		4	5	6			2
Distance to cup E mm				Mounting plate distance mm			

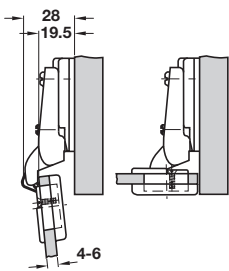


Fixing	Slide on	Click on
Screw fixing	323.37.312	322.37.331



Fixing screws are included with cover caps shown below, order separately

Inset mounting



Door gap mm						
	4	3	2	1	0	
					4	2
			4	5	6	4
Distance to cup E mm				Mounting plate distance mm		



Type	Slide on	Click on
Screw fixing	323.37.321	322.37.332



Fixing screws are included with cover caps shown below, order separately


YOU ALSO NEED:

MOUNTING PLATES
Pages 364-366

COVER CAPS
Shown below

OPTIONAL ACCESSORIES
Pages 397-399, 403-417

Super compact cruciform mounting plate



Click on

Slide on



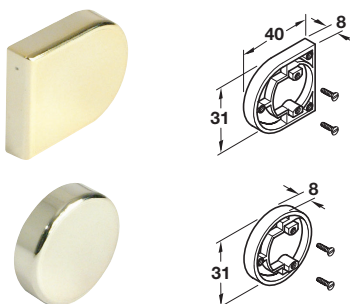
A wider range of mounting plates are shown on pages **394-396**

- > For Hospa screw fixing
- > Two part plate with external height adjustment
- > Nickel-plated zinc alloy and pressed steel
- > Order fixing screws separately
- > Order qty: Multiples of 10 pcs



Height	Click on	Slide on
0 mm	322.85.750	323.85.701

Cover caps



- > Plastic
- > Order qty: 1 pc (*multiples of 10 pcs)



Finish	D shaped	Round
Polished brass	324.05.824	324.05.833
Polished chrome	324.05.726	324.05.735
Satin nickel	324.05.628	324.05.637*