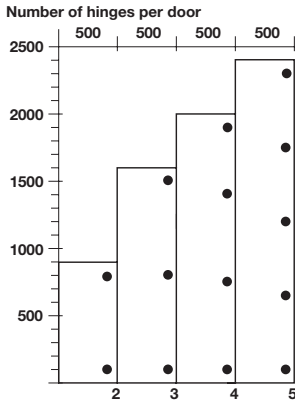


HINGES FOR SPECIAL APPLICATIONS

Stainless steel 100° hinge and mounting plates



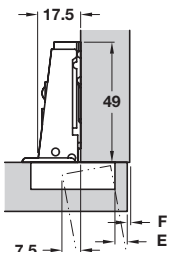
Door thickness mm	Distance to cup E mm		
	3	4	5
15	0.5	0.5	0.5
16	0.7	0.7	0.7
17	0.8	0.8	0.8
18	1.0	1.0	1.0
19	1.2	1.2	1.2
20	1.4	1.4	1.4

Minimum gap F

- > Opening angle 100°
- > Door to cabinet installation with slide-on system
- > 3-dimensional adjustment facility (with appropriate mounting plate)
- > With automatic closing spring
- > Grade 304 polished stainless steel
- > Order fixing screws separately
- > Order qty: 1 pc



Full overlay mounting

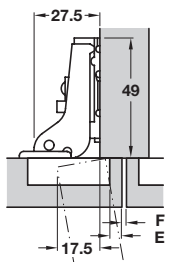


Door overlay mm	17	18	19	
	3	4	5	0
Distance to cup E mm	Mounting plate distance mm			

Fixing
Screw fixing

Cat. No.
327.20.000

Half overlay mounting



Door overlay mm	7	8	9	
	3	4	5	0
Distance to cup E mm	Mounting plate distance mm			

Fixing
Screw fixing

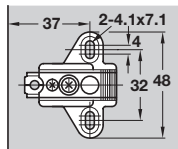
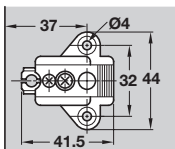
Cat. No.
327.20.002

Mounting plate



Side adjustment

Side and height adjustment



- > For use with stainless steel hinges 327.20.000/002
- > Order fixing screws separately
- > Order qty: 1 pc

Adjustment facility	Cat. No.
Side adjustment	327.30.000
Side and height adjustment	327.30.030