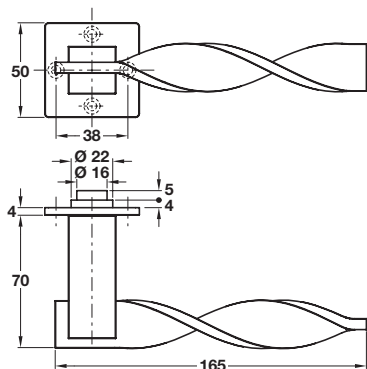



GRADE 316 STAINLESS STEEL

A wide range of lever handles designs in high quality Grade 316 stainless steel.

TWIST lever handles, grade 316 stainless steel



- > Pair of lever handles on roses
- > Grub screw fixing on 8 mm spindle
- > Unsprung, for use on heavy duty followers
- > To suit doors 35-54 mm thick
- > Grade 316 stainless steel
- > Order qty: 1 pair

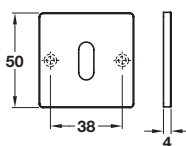


Finish	Cat. No.
Satin stainless steel	902.21.610
Polished stainless steel	902.21.611
PVD satin copper	902.21.619
PVD bright copper	902.21.617

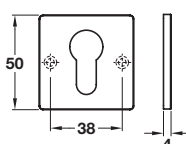
Escutcheon, grade 316 stainless steel



Standard keyway



Profile cylinder

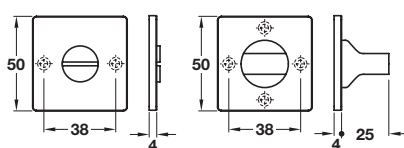


- > Grade 316 stainless steel
- > Order qty: 1 pc



Finish	Standard keyway	Profile cylinder
Satin stainless steel	902.51.350	902.52.350
Polished stainless steel	902.51.351	902.52.351
PVD satin copper	902.51.358	902.52.358
PVD bright copper	902.51.359	902.52.359

WC/emergency release and inside turn, grade 316 stainless steel



- > To suit doors up to 44 mm thick
- > 5 mm spindle and fixings included
- > Grade 316 stainless steel
- > Order qty: 1 set



Finish	Cat. No.
Satin stainless steel	902.53.350
Polished stainless steel	902.53.351
PVD satin copper	902.53.358
PVD bright copper	902.53.359



Co-ordinating pull handles are shown on page 132