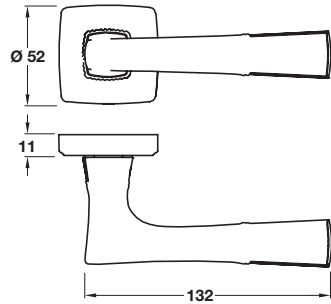



LUCINA lever handles on rose, zinc alloy



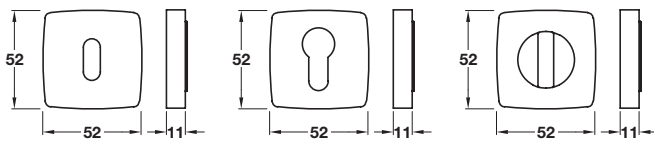
Note: ± 3 mm tolerance on non-critical dimensions

- > Pair of lever handles on round rose
- > Designed for interior doors
- > Grub screw fixing on 8 mm square split spindle
- > Sprung, for use with standard duty followers
- > To suit doors 35-43 mm thick
- > Zinc alloy
- > Order qty: 1 pair




Finish	Cat. No.
Gold coloured	901.21.688
Matt antique brass	901.21.681
Rose coloured	901.21.689

RO13 escutcheons and WC/emergency release and inside turn set



Note: ±3 mm tolerance on dimensions

- > Escutcheons: Fixings included
- > WC/emergency release and inside turn:
To suit doors up to 43 mm thick
8 mm spindle and fixings included
- > Zinc alloy
- > Order qty: 1 pair/set*



Finish	Standard keyway	Euro profile keyway	WC/release and inside turn*
Gold coloured	900.54.808	900.54.828	900.54.818
Matt antique brass	900.54.801	900.54.821	900.54.811
Rose coloured	900.54.809	900.54.829	900.54.819