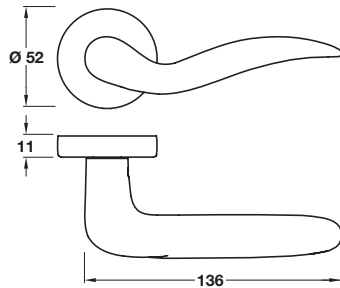
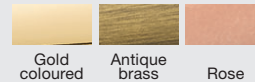


ELARA lever handles on rose, zinc alloy



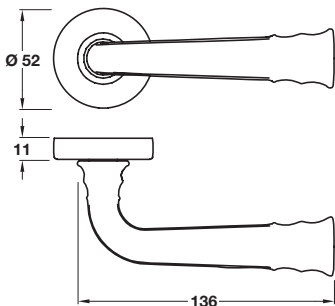
Note: ±3 mm tolerance on dimensions

- > Pair of lever handles on round rose
- > Designed for interior doors
- > Grub screw fixing on 8 mm square split spindle
- > Sprung, for use with standard duty followers
- > To suit doors 35-43 mm thick
- > Zinc alloy
- > Order qty: 1 pair




Finish	Cat. No.
Gold coloured	901.21.673
Matt antique brass	901.21.676
Rose coloured	901.21.679

DESPINA lever handles on rose, zinc alloy



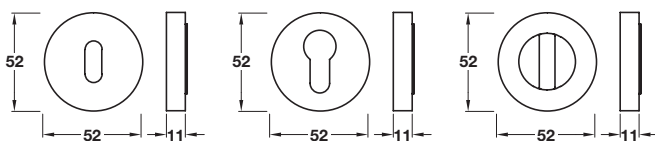
Note: ±3 mm tolerance on dimensions

- > Pair of lever handles on round rose
- > Designed for interior doors
- > Grub screw fixing on 8 mm square split spindle
- > Sprung, for use with standard duty followers
- > To suit doors 35-43 mm thick
- > Zinc alloy
- > Order qty: 1 pair




Finish	Cat. No.
Gold coloured	901.21.698
Matt antique brass	901.21.691
Rose coloured	901.21.699

RO14 escutcheons and WC/emergency release and inside turn set



Note: ±3 mm tolerance on dimensions

- > Escutcheons: Fixings included
- > WC/emergency release and inside turn: To suit doors up to 43 mm thick
8 mm spindle and fixings included
- > Zinc alloy
- > Order qty: 1 pair/set*



Finish	Standard keyway	Euro profile keyway	WC/release and inside turn*
Gold coloured	900.54.868	900.54.888	900.54.878
Matt antique brass	900.54.861	900.54.881	900.54.871
Rose coloured	900.54.869	900.54.889	900.54.879