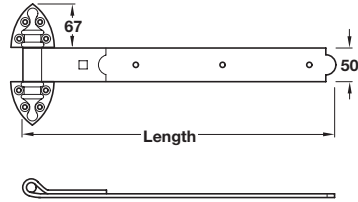



Heavy pattern reversible hinge, mild steel



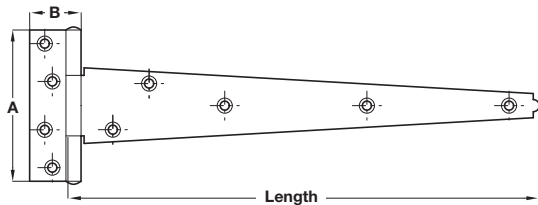
Note: ±10 mm tolerance on dimensions

- > Spelter galvanised mild steel
- > Order fixing screws and carriage bolts separately*
- > Order qty: Multiples of 2 pcs



Length	Gauge	Cat. No.	*Fixings required per pc	
			Ø 5.5 screw	M10 bolt
305 mm / 12"	5 mm	926.80.009	10	1
406 mm / 16"	5 mm	926.80.019	10	1
508 mm / 20"	5 mm	926.80.029	10	1
610 mm / 24"	5 mm	926.80.039	11	1

Medium pattern tee hinge, steel



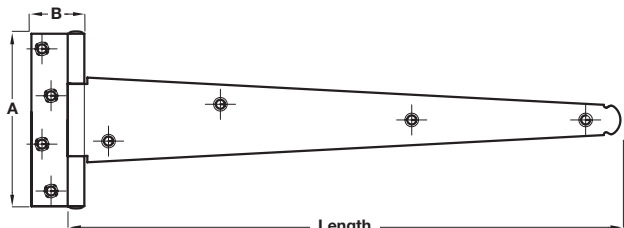
Note: ±10 mm tolerance on dimensions

- > Steel pin
- > Black finished steel
- > Order fixing screws separately
- > Order qty: 1 pc



Length	Dim. A	Dim. B	Cat. No.
305 mm / 12"	100 mm	35 mm	926.85.163
358 mm / 14"	115 mm	35 mm	926.85.173
413 mm / 16"	124 mm	41 mm	926.83.133
461 mm / 18"	130 mm	43 mm	926.85.183

Medium pattern tee hinge, mild steel



Note: ±10 mm tolerance on dimensions

- > Steel pin
- > Bright zinc-plated mild steel
- > Order fixing screws separately
- > Order qty: Multiples of 2 pcs



Length	Dim. A	Dim. B	Cat. No.
305 mm / 12"	100 mm	35 mm	926.81.039
358 mm / 14"	115 mm	35 mm	926.83.149
413 mm / 16"	124 mm	41 mm	926.83.159
461 mm / 18"	130 mm	43 mm	926.81.059