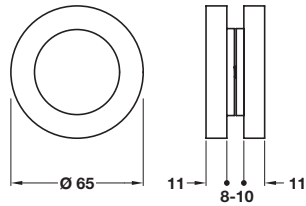



Flush pull handle

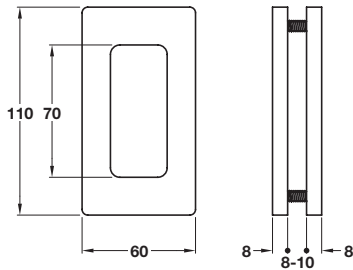



- > Ø 65 mm
- > Suitable for sliding toughened glass doors 8-12 mm thick
- > Requires Ø 50 mm hole
- > Brass
- > Order qty: 1 pc



Finish	Cat. No.
Satin chrome-plated	981.14.154
Satin nickel-plated	981.14.156

Flush pull handle



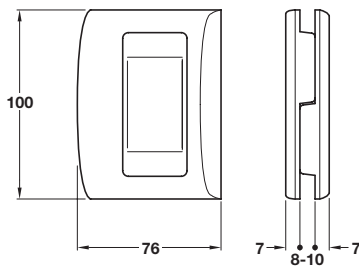
- > Suitable for sliding toughened glass doors 8-10 mm thick
- > Requires 11 mm holes drilled into glass
- > Brass
- > Order qty: 1 pc




! For information on glass preparation, please contact us.

Finish	Cat. No.
Satin chrome-plated	901.01.214

Flush pull handle



- > Suitable for sliding toughened glass doors 8-10 mm thick
- > Aluminium
- > Order qty: 1 pc



! For information on glass preparation, please contact us.

Finish	Cat. No.
Satin chrome-plated	901.01.224
Satin nickel-plated	901.01.226

TCH AH 2016. © Häfele U.K. Ltd 2016. Dimensional data not binding. We reserve the right to alter specifications without notice.